

SCIP Database: how to get organised

Ortwin Meeuws

What steps to take



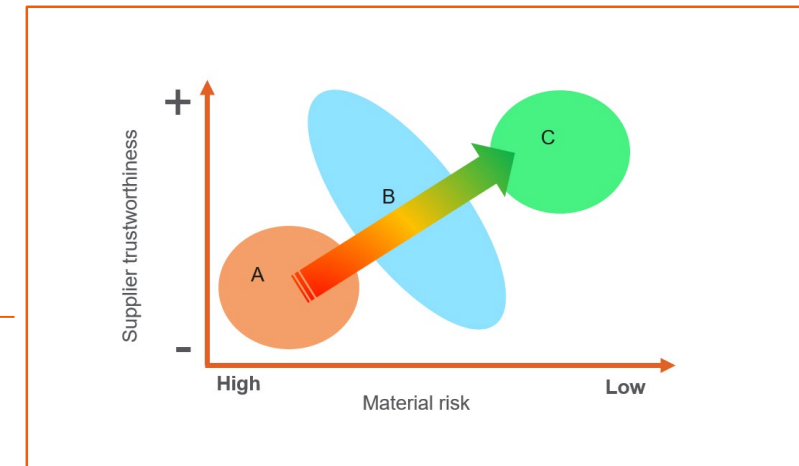
- 1) Prepare
- 2) Implement
- 3) Deploy
- 4) Reinforce

A good preparation is the most important

1 PREPARE

- Ensure management is fully on-board
- Secure project funding
- Identify key stakeholders
- Form executive steering group, core implementation and operations teams
- Define roles and responsibilities

- Know your risks
- Business model & organisation
- Data gap
- Create internal awareness
- Know your products and (manufacturing) process



SCIP notification strategy:

- Grouping
- Simplified notifications
- Referencing

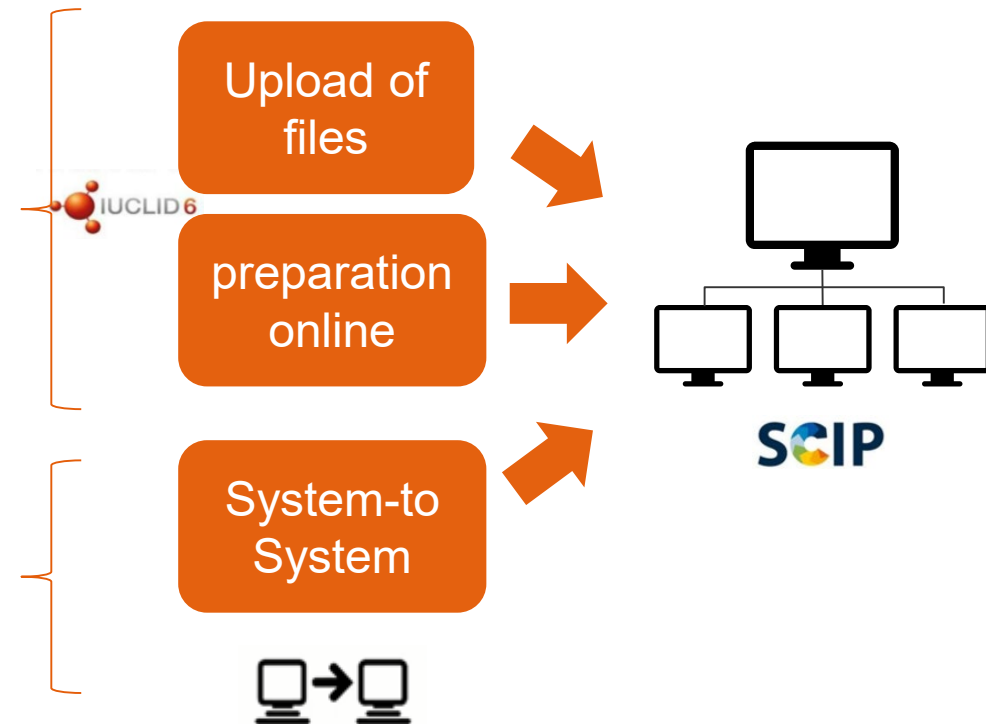
Reminder: 3 ways of dossier preparations

2 manual:

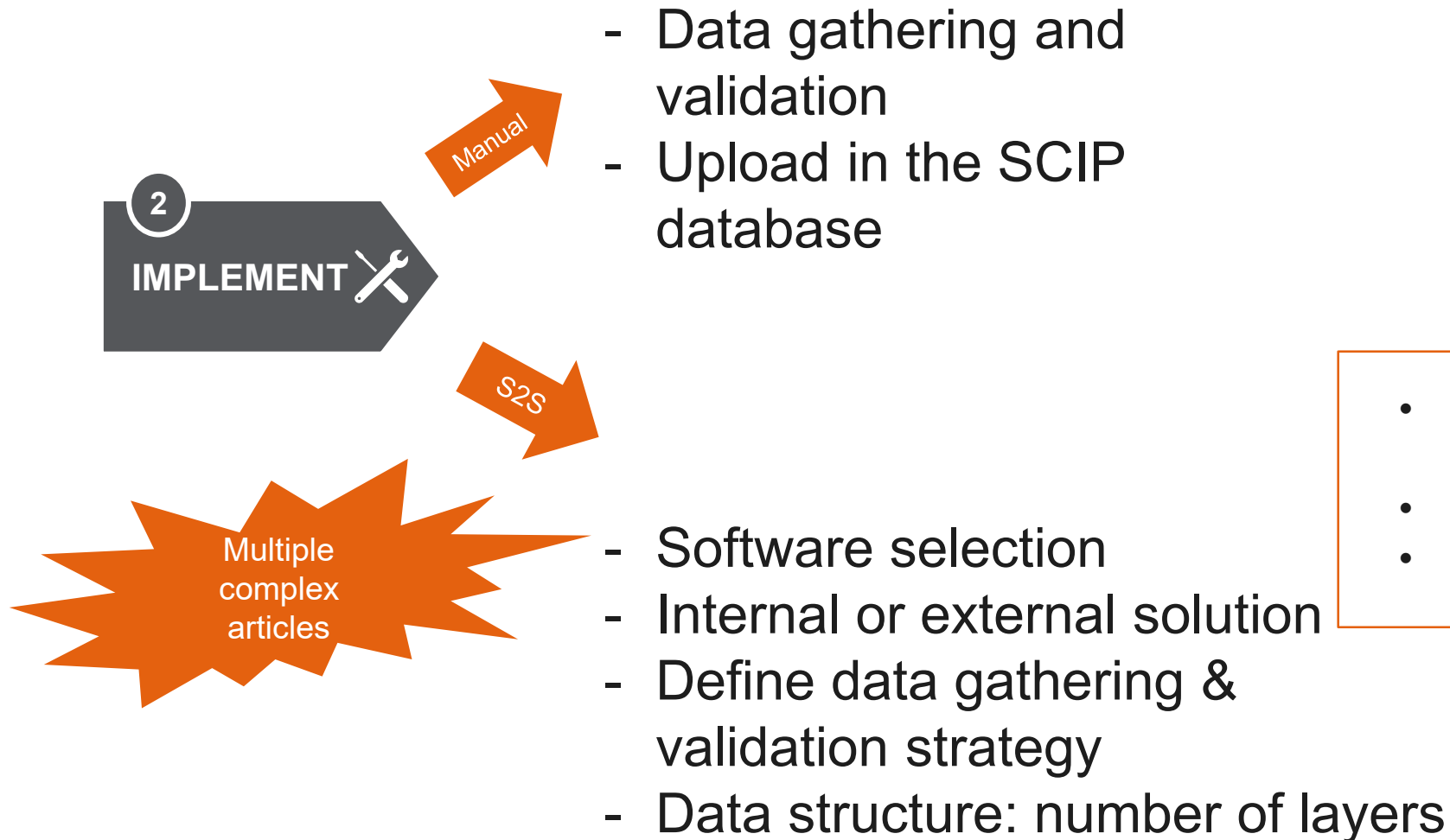
- Server/desktop application
- Cloud-based (“online”)

1 automated:

- “System to system”



Implementation depends upon product and data



- *Integration – connection with internal IT*
- *User rights*
- *Security*

Deploying a System To System application



- Data Migration & data gathering
- **Training**: internal and external
- Supply chain engagement and follow up

Use the data yourself!



- Strategic reporting & process improvement
- Continuous supplier engagement
- Notification process improvement
- **SVHC phase out** strategy

Arcadis.
Improving quality of life.